

AUTOPSY DESCRIPTIVE SHEET

NMS PATH-8 (1-63)

AUTOPSY

NMS # A 63 # 272 DATE 11-22-63 HR. STARTED _____ HR. COMPLETED _____

NAME: _____ RANK/RATE _____

DATE/HOUR EXPIRED: _____ WARD _____ DIAGNOSIS _____

PHYSICAL DESCRIPTION: RACE: _____ Obtain following on babies only:

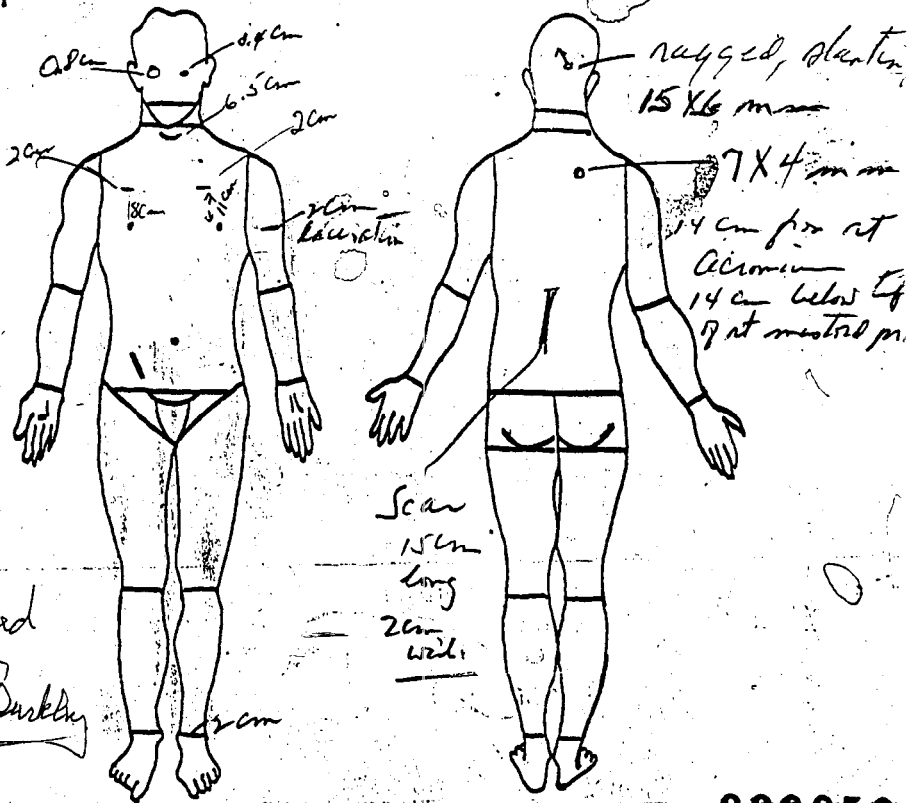
Height _____ in.	Weight _____ lb.	Hair _____	Color _____	Crown-rump _____ in.
Color eyes _____	Pupils: Rt _____ mm, Lt _____ mm			Crown-heel _____ in.
				Circumference:
				Head _____ in. Chest _____ in.
				Abd. _____ in.

WEIGHTS: (Grams, unless otherwise specified)

LUNG, RT. 320 <u>320</u>	KIDNEY, RT. <u>1305</u>	ADRENALS, RT. _____
LUNG, LT. 290 <u>290</u>	KIDNEY, LT. <u>140</u>	ADRENALS, LT. _____
BRAIN _____	LIVER <u>650</u>	PANCREAS _____
SPLEEN <u>90</u>	HEART <u>350</u>	THYROID _____
THYMUS _____	TESTIS _____	OVARY _____

HEART MEASUREMENTS: A 7.5 cm. P 7 cm. T 12 cm. M 10 cm.
 LVM 1.5 cm. RVM .4 cm.

NOTES:

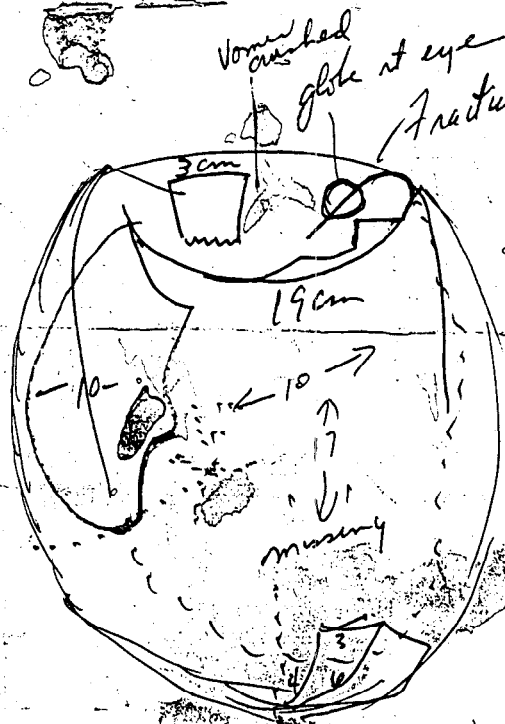


Verified
G. B. Burkley

000059


Pathologist

MD 1



Vomer crushed
globe at eye
Fracture through floor

Felix bone
Suture
Carnal Suture



8-2-5-1-3

000060